



**MANAGEMENT'S DISCUSSION AND ANALYSIS
FOR THE THREE MONTHS ENDED
MARCH 31, 2015 and 2014**

May 12, 2015

Introduction

This Management's Discussion and Analysis ("MD&A") is a review of the results of the consolidated operations of Jura Energy Corporation ("JEC" or the "Company") and its subsidiaries Spud Energy Pty Limited ("SEPL"), Frontier Acquisition Company Limited ("FAC") and Frontier Holdings Limited ("FHL") for the three months ended March 31, 2015 and 2014 and the Company's financial position as at March 31, 2015 and December 31, 2014. This MD&A is dated and approved by the Board of Directors (the "Board") on May 12, 2015 and should be read in conjunction with the condensed consolidated interim financial statements of the Company for the three months ended March 31, 2015 and 2014, the annual consolidated financial statements for the years ended December 31, 2014 and 2013 and the Company's annual MD&A for the years ended December 31, 2014 and 2013.

The condensed consolidated interim financial statements of the Company for the three months ended March 31, 2015, have been prepared in accordance with International Financial Reporting Standards ("IFRS"), as applicable to the interim financial reports including IAS 34, Interim Financial Reporting, and should be read in conjunction with the annual audit financial statements of the Company for the year ended December 31, 2014 which have been prepared in accordance with IFRS, as issued by the International Accounting Standards Board ("IASB").

JEC is listed on the Toronto Stock Exchange ("TSX") and trades under the symbol of "JEC". Additional information relating to JEC is available on SEDAR at www.sedar.com and Company's website at www.juraenergy.com.

Non IFRS Measures

This MD&A contains the term net revenue per Barrel of Oil Equivalent ("Boe"), production cost per Boe and depletion per Boe to analyze financial and operating performance of producing properties. These benchmarks as presented do not have any standardized meaning prescribed by IFRS and therefore may not be comparable with the calculation of similar measures for other entities.

This MD&A contains the term operating netback to analyze financial and operating performance. This benchmark as presented does not have any standardized meaning prescribed by IFRS and therefore may not be comparable with the calculation of similar measures for other entities. Operating netback is used by research analysts to compare operating performance and the Company's ability to maintain current operations and meet the forecasted capital program. The Company's operating netback is the net result of the Company's net revenue (consisting of petroleum and natural gas) net of production costs, excluding depletion of oil and gas properties, as found in the condensed consolidated interim financial statements of the Company, divided by production for the period.

Boe conversions

The use of the Boe unit of measurement may be misleading, particularly if used in isolation. A Boe conversion ratio of 5.8 thousand cubic feet ("Mcf"):1 Barrel ("Bbl") is based on an energy equivalency conversion method primarily applicable at the burner tip and does not represent a value equivalency at the wellhead.

Forward-Looking Information

Certain information and statements contained in this MD&A that are not historical facts are forward-looking statements that involve risks and uncertainties. Forward-looking statements include, but are not limited to, operational information, anticipated capital and operating budgets and expenditures, anticipated working capital, estimated costs, sources of financing, the Company's future outlook, expectations regarding the commencement and timing of anticipated commercial production from the Ayesha gas and condensate discovery, development well Badar – 2 and Suri shut-in wells; expected pricing under Pakistan Tight Gas (Exploration and Production) Policy, 2011, Pakistan Low Btu Gas

Pricing Policy, 2012, Pakistan Petroleum (Exploration and Production) Policy, 2012 and other pricing policies; timing for and drilling results of development wells in the Sara and Reti leases and exploration wells in the Guddu, Badin IV South and Badin IV North exploration licenses; expectations regarding the grant of an exemption by the GoP from the rule permitting revocation of the Sara and Suri leases. All statements other than statements of present or historical facts are forward-looking statements. Forward-looking statements typically, but not always, contain words such as "anticipate", "believe", "estimate", "expect", "potential", "could", "forecast", "guidance", "intend", "may", "plan", "predict", "project", "should", "target", "will" or other similar words suggesting future outcomes.

Statements relating to "reserves" are also deemed to be forward-looking statements, as they involve the implied assessment, based on certain estimates and assumptions, that the reserves described can be profitably produced in the future.

Forward-looking statements contained in this MD&A are based on management's current expectations and assumptions regarding future capital and other expenditures (including the amount, nature and sources of funding thereof), future economic conditions, future currency and exchange rates, future international oil prices, continued political stability, timely receipt of any necessary regulatory approvals, timing of the implementation of applicable petroleum exploration and production policies and the Company's continued ability to employ a qualified team to execute work program in a timely and cost efficient manner and the continued participation of the Company's joint venture partners ("JV Partners") in exploration and development activities. In addition, budgets are based upon the Company's current exploration plans and anticipated costs, both of which are subject to changes based on unexpected delays and changes in market conditions.

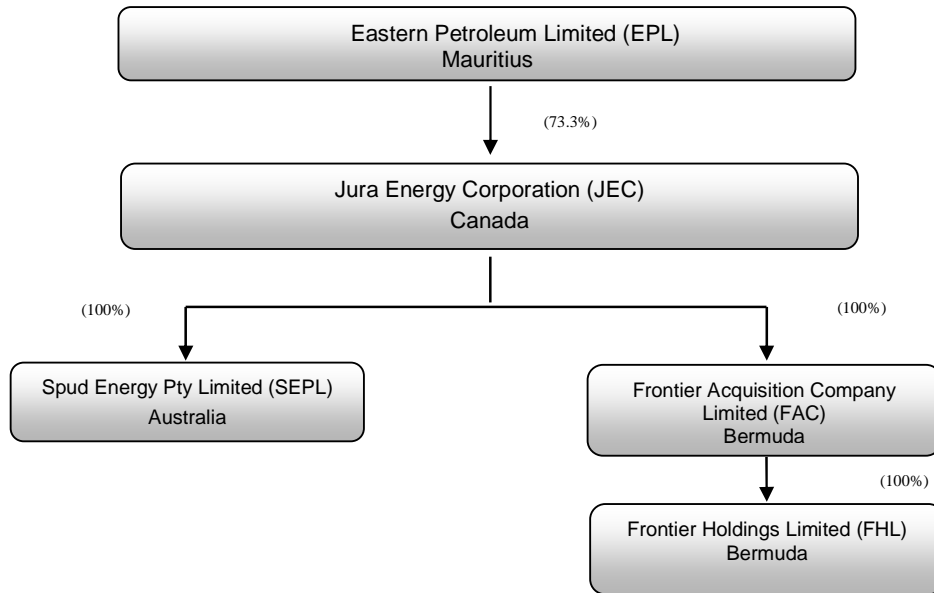
Although management of the Company believes that the expectations and assumptions reflected in such forward-looking statements are reasonable, the Company cautions readers and prospective investors in the Company's securities not to place undue reliance on forward-looking statements as, by their nature, they are based on current expectations regarding future events that involve a number of assumptions, inherent risks and uncertainties which could cause actual results to differ materially from those anticipated by the Company including, but not limited to, those risks as set forth under the heading "Risk Factors". Accordingly, no assurance can be given that any of the events anticipated by the forward-looking statements will transpire or occur or, if any of them do so, what benefits the Company will derive there from. Should one or more of these risks or uncertainties materialize, or should assumptions underlying forward-looking statements prove incorrect, actual results may vary materially from those described in this MD&A as intended, planned, anticipated, believed, estimated, or expected.

The information contained, herein, is made as of May 12, 2015 and, except as required by applicable securities law, the Company does not undertake any obligation to update or to revise any of the included forward-looking statements whether as a result of new information, future events or otherwise. The forward-looking statements contained in this MD&A are expressly qualified by this cautionary statement.

Overview of the Company

JEC is an international upstream oil and gas exploration and production company. The Company's activities are currently conducted in Pakistan, where it has working interests in certain operated and non-operated exploration, development and producing concessions, through its wholly-owned subsidiaries Spud Energy Pty Limited ("SEPL") and Frontier Holdings Limited ("FHL").

The group structure of the Company is as indicated below:



Background of Oil and Gas Properties

SEPL has one operated and six non-operated working interests in certain exploration licenses and leases in Pakistan which have been granted by the Government of Pakistan ("GoP"). The working interests range from 7.89% to 60%.

FHL has non-operated working interests in two exploration licenses and two development leases (one of which also includes exploration rights in the development and production lease area) in Pakistan. The working interests range from 27.5% to 37.5%.

There has been no significant change in the status of activities in the exploration licenses and development leases since the filing of the annual MD&A for the year ended December 31, 2014 except for the following:

Reti, Maru and Maru South Leases

The drilling of development well Reti-2 commenced in February 2015. After successful drilling, the development well Reti-2 has been completed in the Pirkoh Limestone formation of Eocene age. Production from Reti-2 is expected to commence in June 2015, after tie-in with the existing production facilities.

Guddu Exploration License

Production from Maru East-1 commenced after allocation of gas from the well to Engro Fertilizers Limited, the existing buyer of gas from Reti Maru gas fields in the Guddu Block. Currently, the well is producing gas at the rate of approximately 2.6 MMcf/d (Jura share 0.3 MMcf/d).

Production from Maru East-1 is expected to be entitled to a gas price of approximately US\$ 5.11 per MMBtu, based on the cost and freight price of a basket of crude oil priced at US\$ 70 per barrel, under Pakistan Petroleum (Exploration & Production) Policy, 2012.

The drilling of exploration well Ismail-1 has commenced. The projected depth of the exploratory well is 840 meters, which will target the hydrocarbon potential of the Pirkoh Limestone formation of Eocene age.

Exploration well Ismail-1 is located approximately 2 km from the existing pipeline infrastructure in the Guddu Block.

In April 2015, the operator on behalf of the working interest owners applied for a further one year extension in the third year license term of Guddu exploration license, which SEPL believes will be granted in the ordinary course of time.

Badin IV South Exploration License

The GoP has granted an extension of six months in the third license year of initial term of Badin IV South exploration license. The license will now expire on July 5, 2015.

Badin IV North Exploration License

The GoP has granted an extension of twelve months in the third license year of initial term of Badin IV North exploration license. The license will now expire on December 7, 2015.

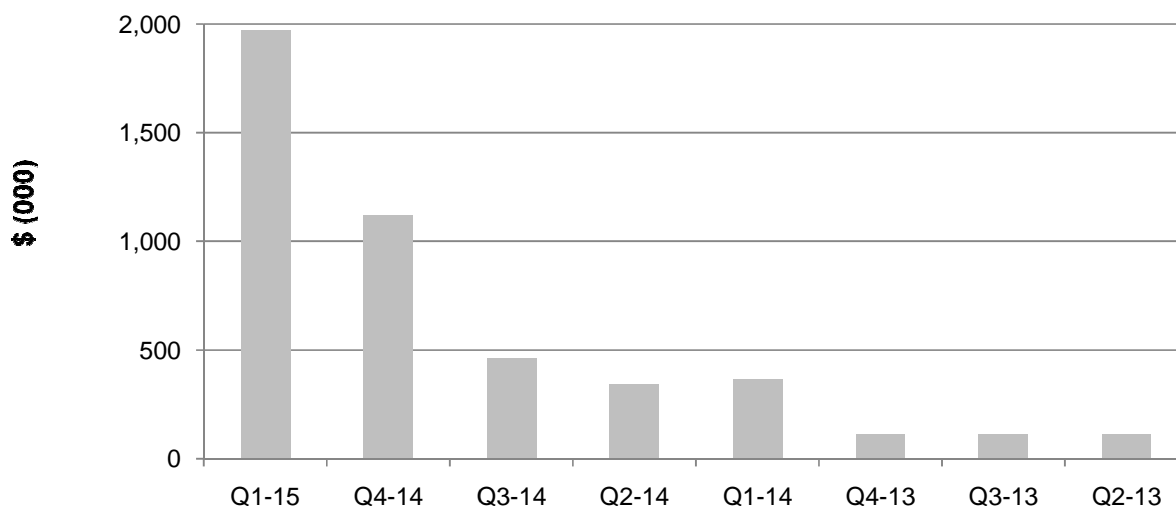
Performance Overview and Financial Analysis

Summary of Quarterly Results

Description	2015	2014				2013		
	Q-1	Q-4	Q-3	Q-2	Q-1	Q-4	Q-3	Q-2
Revenue	1,971,382	1,122,721	462,126	341,813	368,520	115,440	112,914	112,374
Net profit / (loss) from continuing operations	234,793	(1,609,670)	(264,412)	(1,104,457)	(473,122)	(2,879,959)	(937,477)	(291,636)
Weighted no. of outstanding share	69,076,328	69,076,328	69,076,328	69,076,328	69,076,328	69,076,328	69,076,328	69,076,328
EPS (basic and diluted)	0.00	(0.02)	(0.00)	(0.02)	(0.01)	(0.05)	(0.01)	(0.00)
Capital expenditure	698,323	1,807,397	3,915,362	2,380,828	3,898,530	3,273,054	850,366	2,436,608
Assets	60,612,271	58,577,647	56,916,592	54,293,031	51,716,003	48,803,211	51,142,947	52,214,509
Long term liabilities	7,090,367	7,208,475	5,667,879	5,531,920	5,575,720	5,314,827	5,639,959	5,505,556

Fourth quarter and trend analysis of quarterly information

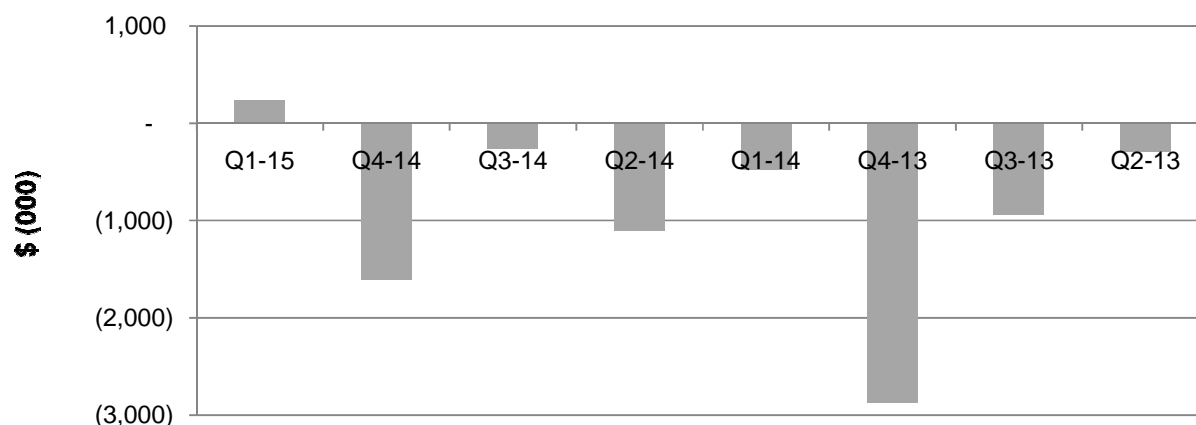
Net Revenue



Quarterly revenue figures indicate a slightly decreasing trend to Q4 2013 due to marginal decline in the daily production rate from the Badar lease. The subsequent significant increase in revenue during 2014 and 2015 is due to the commencement of commercial production from Reti, Maru and Maru South leases in Guddu block and Zarghun South lease in December 2013 and August 2014, respectively. Revenue in Q2 2014 decreased marginally in comparison to Q1 2014 due to a marginal decrease in production from the Reti, Maru and Maru South leases.

Production from the Badar, Reti, Maru and Maru South leases remained consistent during Q1 2015. The increase in revenue in Q1 2015 in comparison to Q4 2014 represents increase in daily gas production from Zarghun South lease.

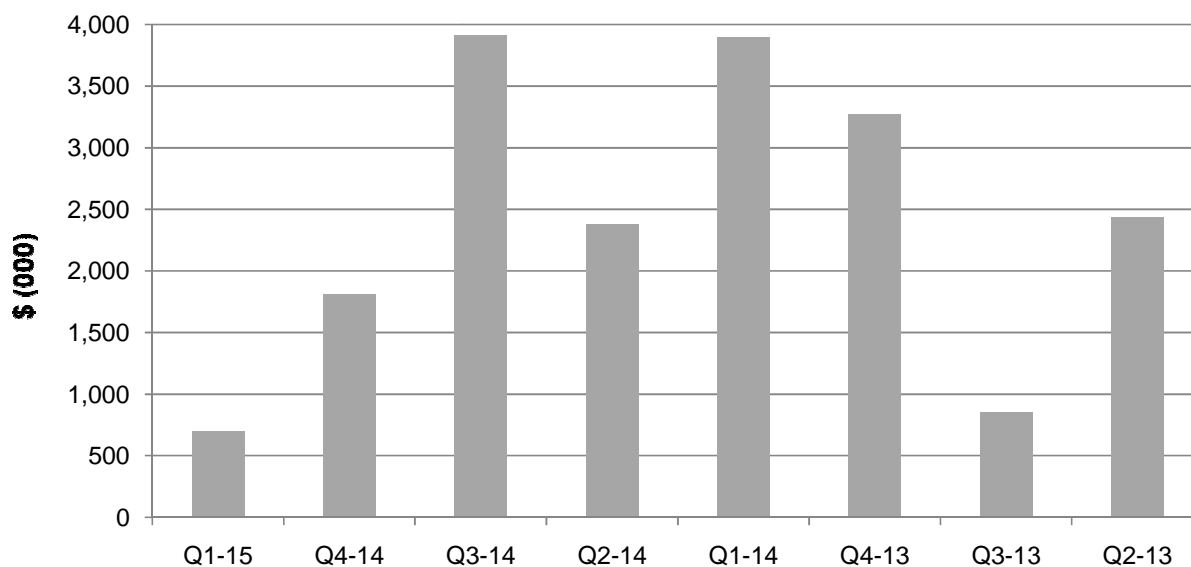
Net profit / (loss) from continuing operations



The Company continued to incur losses up to Q4 2014. In Q1 2015 the Company reported a profit for the first time due to increase in production from Zarghun South. Quarterly loss figures indicate consistent losses over the quarters presented, adjusted for a few non-recurring transactions in Q2 2013, Q4 2013 and Q3 2014.

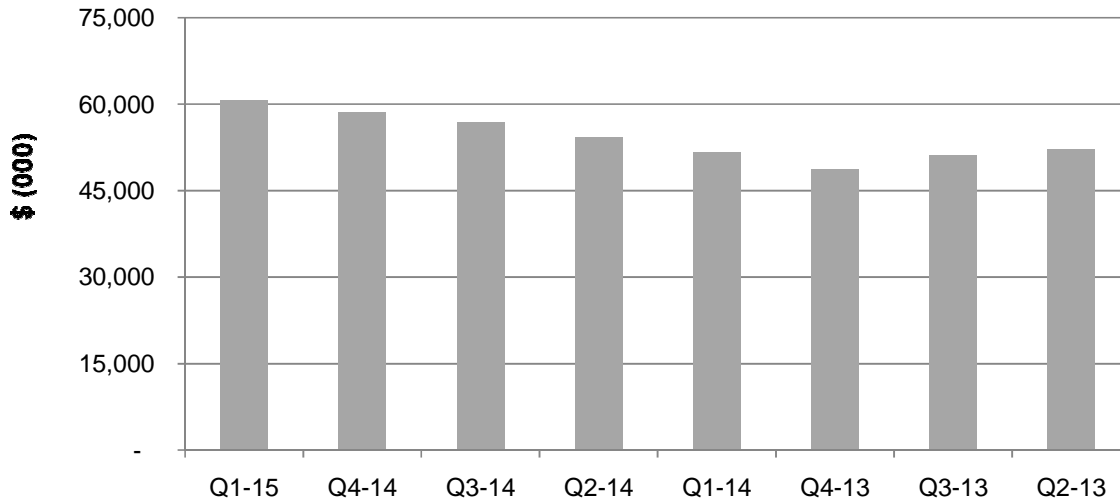
The Company's net profit from continuing operations in Q1 2015 was \$234,793 as compared to losses of \$1,609,670 in Q4 2014 and \$473,122 in Q1 2014. The profit in Q1 2015 is mainly due to increase in production from Zarghun South and unrealized exchange gain on retranslation of borrowings denominated in foreign currencies at period end exchange rate due to strengthening of US\$ exchange rate parity with the foreign currencies.

Capital expenditure



The Company continued to incur significant capital expenditure for the development of its oil and gas properties. Capital expenditure incurred in during the quarters presented primarily relates to the development of Zarghun South lease, Reti, Maru and Maru South leases, Sara and Suri leases and drilling of development well in Badar lease and exploration wells in Badin IV South exploration license and Guddu exploration license. Capital expenditure incurred in Q1 2015 related to drilling of development well in Reti lease.

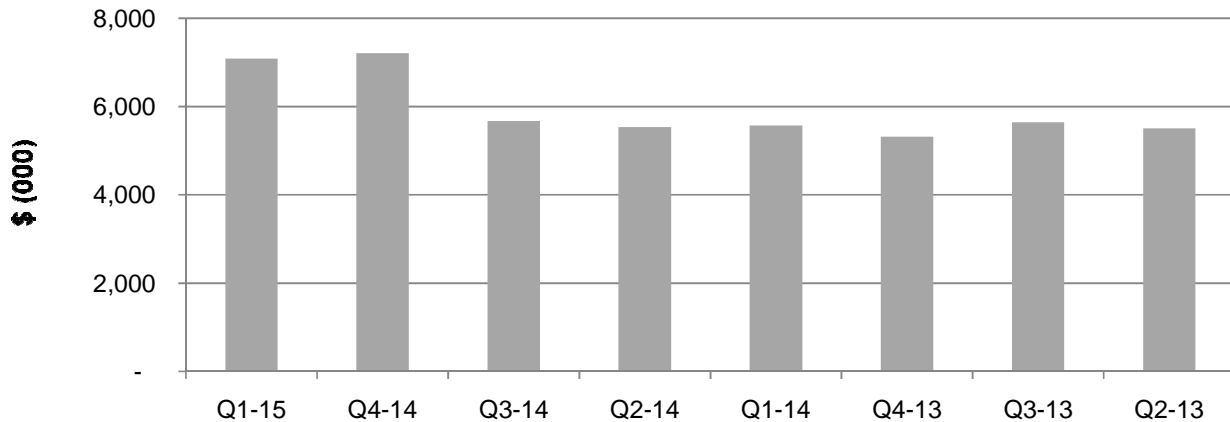
Assets



There is an increasing trend in total assets of the Company. This increase is due to expenditure incurred on the development of the Company's oil and gas properties and drilling of exploration and development wells.

Total assets of the Company at Q1 2015 increased by approximately 3% and 17% in comparison to Q4 2014 and Q1 2014, respectively, due to capital expenditure incurred for the development of the Zarghun South lease and Sara and Suri leases, exploration drilling in the Badin IV South and Guddu licenses and development drilling in the Badar and Reti leases.

Long term liabilities



There has been no significant change in long term liabilities Q3 2014. During Q4 2014, the Company closed financing facilities with JS Bank Limited and accrued asset retirement obligation related to processing facilities in the Zarghun South lease, a development well in the Badar lease and exploration discoveries in the Guddu and Badin IV South exploration licenses, resulting in significant increase in long term liabilities.

Financial and Overall Performance Review and Analysis

Review of Financial Results

1. Net profit / (loss)

Description	For the three months ended March 31,		
	2015	2014	Difference
	-----\$-----		
Net profit / (loss)	234,793	(473,122)	707,915

The Company posted a net profit of \$234,793 for the three months ended March 31, 2015, compared to a loss of \$473,122 in the comparative period.

The profit for the current period is mainly due to an increase in daily production from Zarghun south resulting in significant increase in net revenue and unrealized exchange gain on foreign currency denominated borrowings upon retranslation at period end exchange rate.

Segment breakdown of profit / (loss) for the three months ended March 31, 2015 is as follows:

	\$
Canada	(228,409)
Pakistan	463,202

The loss for the period is mainly attributable to the following:

- Canada segment is non-revenue generative. Loss in Canada mainly represents corporate expenses and finance cost on the Company's subordinated debentures.
- Net profit of Pakistan segment mainly represents revenue from the Badar, Reti, Maru and Maru South and Zarghun South leases and gain on retranslation of borrowings at period end exchange rate netted of by production costs, depletion of producing properties, finance costs on shareholder loans and JS Bank Limited financing facilities, salaries and other benefits and other administrative costs.

2. Net revenue

Description	For the three months ended March 31,		
	2015	2014	Difference
	-----\$-----		
Sales	2,247,825	429,902	1,817,923
Royalty	(276,443)	(61,382)	(215,061)
Net revenue	1,971,382	368,520	1,602,862

Net revenue represents sale of gaseous hydrocarbons from the Badar, Reti, Maru and Maru South and Zarghun South leases net of royalty.

The increase of \$1,602,862 in net revenue compared to the comparative period is due to incremental revenue from Zarghun South leases that commenced production in August 2014.

During the three months ended March 31, 2015 daily gas sales volumes from the Badar, Reti, Maru and Maru South and Zarghun South leases averaged approximately 11.09 MMcf, 10.35 MMcf and 12.45 MMcf respectively.

Gross production volume and price trends for the periods presented are as follows:

Description	For the three months ended March 31,		
	2015	2014	Difference
Production in Boe	108,132	32,404	75,728
Price (\$ / Boe) ¹	20.79	13.27	7.52

¹Refer to non IFRS measures.

The significant increase in price per Boe is due to higher price for production from Zarghun South lease under the Tight Gas Policy, compared the price obtained by the Company for the Badar and Reti, Maru and Maru South leases.

The royalty is calculated at 12.5% of revenue minus gathering, processing and transportation charges, in the case of the Badar lease, and 12.5% of value of petroleum for the Reti, Maru and Maru South and Zarghun South leases.

The trend in royalty costs per Boe for the periods presented is as follows:

Description	For the three months ended March 31,		
	2015	2014	Difference
Production in Boe	108,132	32,404	75,728
Royalty (\$ / Boe) ¹	2.56	1.89	0.67

¹Refer to non IFRS measures.

The historical effective rate of royalty for the Badar lease is approximately 9.5% of the value of petroleum compared to 12.5% of the value of petroleum for the Reti, Maru and Maru South and Zarghun South leases. During the three month ended March 31, 2015, revenue from the Badar lease comprised 5% of Jura's revenue compared to 27% in the comparative period. This resulted in significant increase in royalty per Boe for the current period.

3. Cost of production

Description	For the three months ended March 31,		
	2015	2014	Difference
	-----\$-----		
Production costs	600,603	73,324	527,279
Depletion of oil and gas properties	802,137	235,302	566,835
	1,402,740	308,626	1,094,114

Comparative production and production cost per Boe for the periods presented are as follows:

Description	For the three months ended March 31,		
	2015	2014	Difference
Production in Boe	108,132	32,404	75,728
Production costs (\$ / Boe) ¹	5.55	2.26	3.29

¹Refer to non IFRS measures.

Significant increase in production cost per Boe represents higher production costs associated with Zarghun South lease that commenced production in August 2014.

Comparative depletion cost per Boe for the periods presented are as follows:

Description	For the three months ended March 31,		
	2015	2014	Difference
Production in Boe	108,132	32,404	75,728
Depletion costs (\$ / Boe) ¹	7.41	7.26	0.15

¹Refer to non IFRS measures.

4. Administrative expenses

Description	For the three months ended March 31,		
	2015	2014	Difference
		-----\$-----	
Administrative expenses	662,557	527,889	134,668

Segment breakdown of administrative expenses for the three months ended March 31, 2015 is as follows:

	\$
Canada	124,863
Pakistan	537,694

The increase in administrative expenses is due to salary increments of the employees in Pakistan, effective July 1, 2014, resulting in increased employees benefits costs.

5. Finance income

Description	For the three months ended March 31,		
	2015	2014	Difference
		-----\$-----	
Finance income	799,451	151,732	647,719

Finance income represents unrealized exchange gain on retranslation of borrowings denominated in foreign currencies at the period end exchange rate due to the strengthening of US\$ to C\$ exchange rate parity.

6. Finance costs

Description	For the three months ended March 31,		
	2015	2014	Difference
		-----\$-----	
Interest on borrowings	300,636	147,387	153,249
Accretion on asset retirement obligation	12,692	16,962	(4,270)
Finance costs others	157,415	-	157,415
	470,743	164,349	306,394

Finance costs increased significantly during the three months ended March 31, 2015 compared to comparative period. This is mainly due to an increase in amortised cost of shareholder's loan and mark up on the JS Bank Limited financing completed in November 2014. Finance costs others mainly represents the accrual for additional sum payable to the operator of the Zarghun South lease due to a delay in payment of cash calls.

7. Operating netback

Description	For the three months ended March 31,		
	2015	2014	Difference
		-----\$-----	
Net revenue	1,971,382	368,520	1,602,862
Production costs	(600,603)	(73,324)	(527,279)
Operating netback	1,370,779	295,196	1,075,583
Production in Boe	108,132	32,404	75,728
Operating Netback (\$ / Boe) ¹	12.68	9.11	3.57

¹Refer to non IFRS measures.

Operating netback per Boe for the three months ended March 31, 2015 increased by \$3.57 compared to the comparative period. This is mainly due higher average realized price for production from the Reti, Maru and Maru South and Zarghun South leases.

Provisions, contingencies and commitments

Provision for pricing matter – Reti, Maru and Maru South Leases

In January 2013, the GoP approved the sale of gas from the Reti, Maru and Maru South leases to a consortium of four fertilizer companies ("the Consortium" or the "buyer"). On March 15, 2013, the JV Partners executed a GSA with the Consortium. Pursuant to the GSA, the buyer laid down a 26 km gas pipeline for supply of gas to Engro Fertilizers Limited.

Further to the execution of the GSA for the supply of untreated gas, the GoP communicated a provisional price of \$6.00 per MMBtu, subject to a quality discount of 10%, in accordance with Petroleum Policy 2012. However, the GoP issued a clarification in March 2013 that the applicability of Petroleum Policy 2012 price will be subject to execution of a supplemental Petroleum Concession Agreement.

On September 16, 2013, the operator submitted a draft GPA for the Reti, Maru and Maru South leases to the Director General (Gas) for approval. However, pursuant to the amendments in the Petroleum Policy 2012, Director General (Gas) intimated that Reti, Maru and Maru South gas discoveries qualify for the conversion price of \$3.45 per MMBtu under Pakistan Petroleum (Exploration and Production) Policy, 2009.

The commercial production from Reti, Maru and Maru South leases commenced on December 26, 2013. Under the terms of the GSA and pending gas price determination by the GoP, the provisional gas price will be \$6.00 per MMBtu subject to a quality discount of 10%.

The JV Partners have taken up the matter with the Ministry of Petroleum and Natural Resources; however, until the resolution of the pricing matter, revenue from the Reti, Maru and Maru South gas fields has been recorded by the management based on a price of \$3.45 per MMBtu and the excess receipts have been recorded as deferred revenue. As at March 31, 2015, the Company has received an excess amount of \$948,255 from the buyer.

Contingencies and Commitments

There has been no material change in contingencies as disclosed in the latest consolidated annual audited financial statements of the Company.

Financial Commitments

The Company's financial commitments mainly consist of minimum work commitments related to its exploration licenses, approved authority for expenditures and commitments under non-cancellable operating leases for employee vehicles.

The following table summarizes the financial commitments of the Company as at March 31, 2015 and December 31, 2014. These financial commitments are expected to be funded through internal cash generation and debt and/or equity financing.

Description	March 31,2015	December 31, 2014
	-----\$-----	
Minimum capital commitments related to exploration licenses	4,419,050	4,419,050
Commitments under approved AFEs	1,767,285	1,767,285
Commitment under share purchase agreement for the acquisition of EEL	1,000	1,000
Commitment under operating leases		
- Not later than one year	113,736	103,521
- Later than one year and less than five years	129,644	92,258
Total	6,430,715	6,383,114

Going Concern and Liquidity

At March 31, 2015, the Company had current assets of \$4.49 million comprising trade and other receivables of \$4.34 million and cash and cash equivalents of \$0.15 million. Total current liabilities were \$21.73 million comprising account payable and accrued liabilities of \$9.04 million and borrowings of \$12.68 million. In addition to its ongoing working capital requirements, the Company also had financial commitments as at March 31, 2015 that amounted to \$6.43 million. Additional cash resources will be required to exploit the Company's petroleum and natural gas properties. These material uncertainties raise significant doubt as to the Company's ability to continue as a going concern and, accordingly, the appropriateness of the use of accounting principles applicable to a going concern. The uncertainty includes the need for additional cash resources to fund its existing operations and for the development of its properties, economic dependence on its JV Partners and the current economic and political conditions in Pakistan.

To date, all exploration, development and other operational activities of the Company have been funded by the internal cash generation from its producing concession, equity and debt issuances, funding by a shareholder, and by farm-out through which a third party reimbursed the Company for a portion of its historical costs and will pay a portion of the Company's future capital expenditures to earn a portion of the Company's working interest in its properties.

On February 20, 2013, SEPL entered into an unsecured bridge loan financing arrangement of C\$11 million with its majority shareholder, Eastern Petroleum Limited ("EPL"). The loan carries interest at the rate of 3 months US\$ LIBOR + 4%. Further, EPL also has a right to convert each C\$ 1 of outstanding principal and accrued interest thereon into one common share of the Company. As at March 31, 2015, the Company had utilized C\$ 9.8 million under this financing arrangement. The loan was due for repayment on demand after February 20, 2015 ("the maturity date"). However, EPL has provided an undertaking to the Company, pursuant to which, EPL shall not demand repayment of the principal amount and accrued interest thereon after the maturity date, unless the Company has sufficient funds to repay, in EPL's reasonable judgment, or the Company closes a qualifying financing.

Management is currently evaluating and pursuing other funding alternatives, including debt financing and new equity issuances to fund the Company's ongoing operations. The Company's access to sufficient capital will impact its ability to complete its planned exploration and development activities. However, there can be no assurance that the steps management is taking will be successful.

The financial statements do not reflect the adjustments to the carrying values of assets and liabilities and the reported revenues and expenses and balance sheet classifications that would be necessary if the Company was unable to realize its assets and settle its liabilities as a going concern in the normal course of operations. Such adjustments could be material.

Results of Operations

The following table summarizes the working capital of the Company as at March 31, 2015 as compared to December 31, 2014:

Description	As at March 31, 2015	As at December 31, 2014
	-----\$-----	
Current assets	4,486,644	2,336,219
Current liabilities	(21,729,346)	(19,819,007)
Working capital deficiency	(17,242,702)	(17,482,788)

The working capital deficiency reflects amounts due to EPL on demand following maturity of a shareholder loan on February, 20, 2015 amounting to \$9,754,627. However, EPL has undertaken not to demand repayment of the loan until closing of a debt or equity financing by the Company or the Company having sufficient liquidity to repay, see "Going Concern and Liquidity" above. All other liabilities are expected to be settled through internal cash generation from the Badar, Reti, Maru, Maru South and Zarghun South leases and new debt and/or equity financing.

Contractual Obligations

The following table sets forth the contractual obligations of the Company as at March 31, 2015:

Description	Payments due by period			
	Total	Less than 1 year	1-5 years	After 5 years
	-----\$-----			
Minimum capital commitments related to exploration licenses ⁽¹⁾	4,419,050	2,569,550	1,849,500	-
Commitments under outstanding AFEs	1,767,285	1,767,285	-	-
Operating leases	243,380	113,736	129,644	-
Purchase obligations ⁽²⁾	1,000	1,000	-	-
Other obligations ⁽³⁾	28,819,713	21,729,346	4,702,705	2,387,662
Total contractual obligations	35,250,428	26,180,917	6,681,849	2,387,662

Notes:

- (1) "Obligations related to exploration licenses" means the obligations which are legally binding on the Company pursuant to the terms of the relevant Petroleum Concession Agreement.
- (2) "Purchase obligation" means a binding sale and purchase agreement entered into by the Company with respect to the acquisition of EEL that specifies all significant terms related thereto, and the timing of the transaction.

- (3) "Other obligations" means other financial liabilities reflected in the Company's statement of financial position.

Off-Balance Sheet Arrangements

JEC did not have any off-balance sheet arrangements as at March 31, 2015.

Transactions with Related Parties

The Company's related parties with significant transactions during the year include its majority shareholder, EPL, JS Bank Limited, an associated entity and key management personnel. Details of transactions with related parties are as follows:

Transaction with majority shareholder

EPL, which is a majority shareholder of JEC, provided financial support to SEPL in the form of a non-interest bearing loan payable on demand and an interest bearing bridge loan financing to meet its financial commitments. The interest bearing bridge loan carries interest at the rate of US dollar LIBOR + 4% compounded quarterly. The changes in loan balance during the applicable periods and balances outstanding as at March 31, 2015 and December 31, 2014 are as follows:

Description	March 31, 2015	December 31, 2014
	-----\$-----	
Balance payable at beginning of the period / year	10,284,720	7,952,646
Loan received during the period / year net of embedded derivative	120,000	3,057,514
Loan repaid during the period / year	-	(500,000)
Interest accrued on loan from shareholder	70,000	390,935
Exchange gain on retranslation of shareholder loan	(720,093)	(608,869)
Amount paid on behalf of EPL during the period / year	-	(7,506)
Balance payable at end of the period / year	9,754,627	10,284,720

Transaction with associated entity – JS Bank Limited

On November 7, 2014, SEPL entered into two financing facilities totalling PKR 400 million (equivalent \$3.9 million) with JS Bank Limited, a related party controlled by Mr. Jahangir Siddiqui (who also controls EPL). These facilities carry interest at the rate of 3 months KIBOR plus 2% payable quarterly in arrears.

Description	March 31, 2015	December 31, 2014
	-----\$-----	
Balance payable at beginning of the period / year	3,833,505	-
Loan received during the period / year	83,516	3,717,218
Loan repaid during the period / year	(309,812)	-
Interest accrued	107,965	50,223
Exchange (gain) / loss on retranslation of loan	(59,134)	66,064
Balance payable at end of the period / year	3,656,040	3,833,505

Key management personnel

Description	March 31, 2015	March 31, 2014
	-----	\$-----
Management salaries and benefits	100,783	98,420
Management stock based compensation	1,369	4,106
Directors' fees and compensation	33,108	47,918
Total	135,260	150,444

Future Outlook

The Company's capital expenditure program for 2015 includes:

- development of Ayesha gas and condensate discovery involving installation of production facility;
- installation of front end compression facility at Suri shut-in wells;
- drilling of development well in Sara lease;
- drilling of two exploration wells in Badin IV South license;
- drilling of one exploration well in Badin IV North license; and
- drilling of one exploration well in Guddu license.

This capital expenditure program is expected to be funded through available cash, bridge loan financing with EPL, internal cash generation and new debt and/or equity financing.

In the near future, the Company expects the commencement of commercial production from the following:

- Development well Badar-2 in Badar lease;
- Sara and Suri leases; and
- Ayesha gas and condensate discovery

As of the date of this MD&A, the drilling of exploration well in Guddu license has commenced.

Critical Accounting Estimates and Judgments

The preparation of condensed consolidated interim financial statements of the Company in conformity with approved accounting standards requires the use of certain critical accounting estimates. It also requires management to exercise its judgement in the process of applying the Company's accounting policies. Estimates and judgments are continually evaluated and are based on historic experience including expectation of future events that are believed to be reasonable under the circumstances. Actual results may differ from these estimates.

Estimates and judgements made by the management in the preparation of the condensed consolidated interim financial statements are the same as those used in the preparation of the Company's consolidated annual audited financial statements for the year ended December 31, 2014.

Financial risk management

Financial risk factors

The Company's activities expose it to a variety of financial risks: market risk (including currency risk, fair value interest rate risk, cash flow interest rate risk and price risk), credit risk and liquidity risk.

The Company's overall risk management program focuses on the unpredictability of financial markets and seeks to minimize potential adverse effects on the Company's financial performance. Risk

management is carried out by the board of directors ("the Board"). The Board provides risk management guidance covering specific areas such as foreign exchange risk, interest rate risk, credit risk and investment of excess liquidity.

Market risk

(i) Currency risk

Currency risk is the risk that the fair value or future cash flows of a financial instrument will fluctuate because of changes in foreign exchange rates. Currency risk arises mainly from future commercial transactions, or receivables and payables that exist due to transactions in foreign currencies.

(ii) Other price risk

Other price risk represents the risk that the fair value or future cash flows of a financial instrument will fluctuate because of changes in market prices (other than those arising from interest rate risk or currency risk), whether those changes are caused by factors specific to the individual financial instrument or its issuer, or factors affecting all similar financial instruments traded in the market.

The Company does not have any financial instrument exposed to other price risk.

(iii) Interest rate risk

Interest rate risk represents the risk that the fair value or future cash flows of a financial instrument will fluctuate because of changes in market interest rates.

(iv) Credit risk

Credit risk represents the risk that one party to a financial instrument will cause a financial loss for the other party, by failing to discharge an obligation. The credit risk on liquid funds is limited, because the counter parties are banks with reasonably high credit ratings. In case of trade receivables the Company believes that it is not exposed to major concentrations of credit risk, due to high credit worthiness of corresponding parties.

Due to the Company's long standing business relationships with the counterparties, and after giving due consideration to their strong financial standing, management does not expect non-performance by these counter parties on their obligations to the Company. Accordingly, the credit risk is minimal.

(v) Liquidity risk

Liquidity risk is the risk that an entity will encounter difficulty in meeting obligations associated with financial liabilities. The Company follows an effective cash management and planning to ensure availability of funds, and to take appropriate measures for new requirements.

This interim MD&A do not include all financial risk management information and disclosure required in the annual MD&A and should be read in conjunction with the Company's annual MD&A for the year ended December 31, 2014. There has been no change in the risk management policies since December 31, 2014.

Fair value estimation

The analysis of financial instruments carried at fair value, by valuation method is described below. The different levels have been defined as follows:

- Quoted prices (unadjusted) in active markets for identical assets or liabilities (Level 1).
- Inputs other than quoted prices included within level 1 that are observable for the asset or liability, either directly (that is, as prices) or indirectly (that is, derived from prices) (Level 2).
- Inputs for the asset or liability that are not based on observable market data (that is, unobservable inputs) (Level 3).

The carrying values of all other financial assets and liabilities approximate their fair values. Fair value is determined on the basis of objective evidence at each reporting date. Fair value of embedded derivative on shareholder loan has been calculated using Level 2 valuation method.

Risk Factors

The business of exploring for, developing and producing oil and gas reserves is inherently risky. The Company will face numerous and varied risks which may prevent it from achieving its goals. The Company's actual exploration and operating results may be very different from those expected as at the date of this MD&A. Also see "Risk Factors" in the Company's Annual Information Form for the year ended December 31, 2014 for a further description of the risks and uncertainties associated with the Company's business and recovery of its oil and gas reserves and resources.

Obtaining financing

The Company is in the growth phase of its oil and gas operations with revenues from three properties and majority of its properties in exploration and development stage. There can be no assurance of its ability to develop and operate its projects profitably. The Company has been historically depended upon the financial support from its shareholders to provide the finance needed to fund its operations, but the Company cannot assure that the shareholders will continue to do so. The Company's ability to continue in business depends upon its continued ability to obtain significant financing from internal as well as external sources and the success of its exploration efforts and any production efforts resulting there from. Any reduction in its ability to raise finance in the future would force the Company to reallocate funds from other planned uses and could have a significant negative effect on its business plans and operations, including its ability to continue its current development and exploration activities.

Commercial Risk

In order to assign recoverable resources of oil and gas, the Company must establish a development plan consisting of one or more projects. In-place quantities for which a feasible project cannot be defined using established technology or technology under development are classified as unrecoverable. In this context, "technology under development" refers to technology that has been developed and verified by testing as feasible for future commercial applications to the subject reservoir. In the early stage of exploration or development, as is the case for the Company, project definition will not be of the detail expected in the later stages of maturity. In most cases, recovery efficiency will be largely based on analogous projects.

Estimates of recoverable quantities are stated in terms of the sales products derived from a development program, assuming commercial development. It must be recognized that reserves, contingent resources and prospective resources involve different risks associated with achieving commerciality. The likelihood that a project will achieve commerciality is referred to as the "chance of

commerciality.” The chance of commerciality varies in different categories of recoverable resources as follows:

Reserves: To be classified as reserves, estimated recoverable quantities must be associated with a project(s) that has demonstrated commercial viability. Under the fiscal conditions applied in the estimation of reserves, the chance of commerciality is effectively 100%.

Contingent Resources: Not all technically feasible development plans will be commercial. The commercial viability of a development project is dependent on the forecast of fiscal conditions over the life of the project. For contingent resources, the risk component relating to the likelihood that an accumulation will be commercially developed is referred to as the “chance of development.” For contingent resources, the chance of commerciality is equal to the chance of development.

Prospective Resources: Not all exploration projects will result in discoveries. The chance that an exploration project will result in the discovery of petroleum is referred to as the “chance of discovery.” Thus, for an undiscovered accumulation, the chance of commerciality is the product of two risk components -- the chance of discovery and the chance of development.

Exploration Risk

Oil and gas exploration involves a high degree of risk. These risks are more acute in the early stages of exploration. The Company's exploration expenditures may not result in new discoveries of oil or gas in commercially viable quantities. It is difficult to project the costs of implementing an exploratory drilling program due to the inherent uncertainties of drilling in unknown formations, the costs associated with encountering various drilling conditions, such as over pressured zones and tools lost in the hole, and changes in drilling plans and locations as a result of prior exploratory wells or additional seismic data and interpretations thereof. If exploration costs exceed estimates, or if exploration efforts do not produce results that meet expectations, exploration efforts may not be commercially successful, which could adversely impact the ability to generate revenues from operations.

Operational Risk

If the Company's operations are disrupted and/or the economic integrity of its projects is threatened for unexpected reasons, business may experience a setback. These unexpected events may be due to technical difficulties, operational difficulties including floods which impact the production, transport or sale of products, geographic and weather conditions, business reasons or otherwise. Because the Company is in its early stages of development, it is particularly vulnerable to these events. Prolonged problems may threaten the commercial viability of operations.

Development Risk

To the extent that the Company succeeds in discovering oil and/or gas, reserves may not be capable of production levels projected or in sufficient quantities to be commercially viable. On a long-term basis, the Company's viability depends on the ability to find or acquire, develop and commercially produce additional oil and gas reserves. Without the addition of reserves through exploration, acquisition or development activities, reserves and production will decline over time as reserves are produced. Future reserves will depend not only on the ability to develop then-existing properties, but also on the ability to identify and acquire additional suitable producing properties or prospects, to find markets for the oil and natural gas developed and to effectively distribute production into markets. Future oil and gas exploration may involve unprofitable efforts, not only from dry wells, but from wells that are productive but do not produce sufficient net revenues to return a profit after drilling, operating and other costs. Completion of a well does not assure a profit on the investment or recovery of drilling, completion and operating costs. In addition, drilling hazards or environmental damage could

greatly increase the cost of operations, and various field operating conditions may adversely affect the production from successful wells. These conditions include delays in obtaining governmental approvals or consents, shut-downs of connected wells resulting from extreme weather conditions, problems in storage and distribution and adverse geological and mechanical conditions. While the Company will endeavor to effectively manage these conditions, it may not be able to do so optimally, and will not be able to eliminate them completely in any case. Therefore, these conditions could diminish revenue and cash flow levels and result in the impairment of oil and gas interests.

Drilling Risks

There are risks associated with the drilling of oil and gas wells, including encountering unexpected formations or pressures, premature declines of reservoirs, blow-outs, craterings, sour gas releases, fires, spills or natural disasters. The occurrence of any of these and other events could significantly reduce revenues or cause substantial losses, impairing future operating results. The Company may become subject to liability for pollution, blow-outs or other hazards. The Company obtains insurance with respect to these hazards, but such insurance has limitations on liability that may not be sufficient to cover the full extent of such liabilities. The payment of such liabilities could reduce the funds available to the Company or could, in an extreme case, result in a total loss of properties and assets. Moreover, the Company may not be able to maintain adequate insurance in the future at rates that are considered reasonable. Oil and gas production operations are also subject to all the risks typically associated with such operations, including premature decline of reservoirs and the invasion of water into producing formations.

Environmental Risks

All phases of the oil and gas business present environmental risks and hazards and are subject to environmental regulation pursuant to a variety of international conventions and federal, provincial and municipal laws and regulations. Environmental legislation provides for, among other things, restrictions and prohibitions on spills, releases or emissions of various substances produced in association with oil and gas operations. The legislation also requires that wells and facility sites be operated, maintained abandoned and reclaimed to the satisfaction of applicable regulatory authorities. Compliance with such legislation can require significant expenditures and a breach may result in the imposition of fines and penalties, some of which may be material. Environmental legislation is evolving in a manner that may result in stricter standards and enforcement, larger fines and liability and potentially increased capital expenditures and operating costs. The discharge of oil, natural gas or other pollutants into the air, soil or water may give rise to liabilities to foreign governments and third parties and may require the Company to incur costs to remedy such discharge. The application of environmental laws to the Company's business may cause it to curtail production or increase the costs of production, development or exploration activities.

Operations

Operations are subject to all of the risks frequently encountered in the development of any business, including control of expenses and other difficulties, complications and delays, as well as those risks that are specific to the oil and gas industry.

Reserve Estimates

The Company makes estimates of oil and gas reserves, upon which it bases financial projections. The Company makes these reserve estimates using various assumptions, including assumptions as to oil and gas prices, drilling and operating expenses, capital expenditures, taxes and availability of funds. Some of these assumptions are inherently subjective, and the accuracy of reserve estimates relies in part on the ability of the management team, engineers and other advisers to make accurate assumptions. Economic factors beyond the Company's control, such as interest rates and exchange rates, will also impact the value of reserves. The process of estimating oil and gas reserves is

complex, and requires the Company to make significant decisions and assumptions in the evaluation of available geological, geophysical, engineering and economic data for each property. As a result, reserve estimates will be inherently imprecise. Actual future production, oil and natural gas prices, revenues, taxes, development expenditures, operating expenses and quantities of recoverable oil and gas reserves may vary substantially from those estimated. If actual production results vary substantially from reserve estimates, this could materially reduce revenues and result in the impairment of oil and gas interests.

Facilities

Oil and gas exploration and development activities are dependent on the availability of drilling and related equipment, transportation, power and technical support in the particular areas where these activities will be conducted, and access to these facilities may be limited. To the extent that operations are conducted in remote areas, needed facilities may not be proximate to operations, which will increase expenses. Demand for such limited equipment and other facilities or access restrictions may affect the availability of such equipment to the Company and may delay exploration and development activities. The quality and reliability of necessary facilities may also be unpredictable and the Company may be required to make efforts to standardize facilities, which may entail unanticipated costs and delays. Shortages and/or the unavailability of necessary equipment or other facilities will impair activities, either by delaying activities, increasing costs or otherwise.

Operating Expenses

Exploration, development, production, marketing (including distribution costs) and regulatory compliance costs (including taxes) substantially impact the net revenues derived from oil and gas produced. These costs are subject to fluctuations and variation in different locales in which the Company will operate, and the Company may not be able to predict or control these costs. If these costs exceed expectations, this may adversely affect results of operations. In addition, the Company may not be able to earn net revenue at predicted levels, which may impact the ability to satisfy any obligations.

Fluctuations in Operating Results can cause Share Price Decline

The Company's operating results will likely vary in the future primarily from fluctuations in revenues and operating expenses, including the ability to produce the oil and gas reserves that are developed, expenses that are incurred, the prices of oil and gas in the commodities markets and other factors. If the results of operations do not meet the expectations of current or potential investors, the price of the Company's shares may decline.

Decommissioning Costs

The Company may become responsible for costs associated with abandoning and reclaiming wells, facilities and pipelines which are used for production of oil and gas reserves. Abandonment and reclamation of these facilities and the costs associated therewith is often referred to as "decommissioning." If decommissioning is required before economic depletion of the properties or if estimates of the costs of decommissioning exceed the value of the reserves remaining at any particular time to cover such decommissioning costs, the Company may have to draw on funds from other sources to satisfy such costs. The use of other funds to satisfy such decommissioning costs could impair the ability to focus capital investment in other areas of the business.

Foreign Operations

The oil and gas industry in Pakistan is not as efficient or developed as the oil and gas industry in Canada. As a result, exploration and development activities may take longer to complete and may be more expensive than similar operations in Canada. The availability of technical expertise, specific

equipment and supplies may be more limited and such factors may subject international operations to economic and operating risks that may not be experienced in Canadian operations.

Local Legal, Political and Economic Factors

Currently the Company is operating its oil and gas activities in Pakistan. Exploration and production operations in foreign countries are subject to legal, political and economic uncertainties, including interference with private contract rights (such as privatization), extreme fluctuations in currency exchange rates, high rates of inflation, exchange controls, changes in tax rates and other laws or policies affecting environmental issues (including land use and water use), workplace safety, foreign investment, foreign trade, investment or taxation, as well as restrictions imposed on the oil and gas industry, such as restrictions on production, price controls and export controls. Political and economic instability could result in new governments or the adoption of new policies, laws or regulations that might assume a substantially more hostile attitude toward foreign investment, including imposing additional taxes. In an extreme case, such a change could result in termination of contract rights and expropriation of foreign-owned assets. Any changes in oil and gas or investment regulations and policies or a shift in political attitudes in Pakistan will be beyond the Company's control and may significantly hamper the ability to expand operations or operate the business at a profit.

Enforcement of Civil Liabilities

Certain of the directors of the Company reside outside of Canada and, similarly, a majority of the assets of the Company are located outside of Canada. It may not be possible for investors to effect service of process within Canada upon directors not residing in Canada. It may also not be possible to enforce against the Company and certain of its directors judgments obtained in Canadian courts predicated upon the civil liability provisions of applicable securities laws in Canada.

Penalties

The Company's exploration, development, production and marketing operations are regulated under foreign federal, state and local laws and regulations. Under these laws and regulations, the Company could be held liable for personal injuries, property damage, site clean-up and restoration obligations or costs and other damages and liabilities. The Company may also be required to take corrective actions, such as installing additional safety or environmental equipment, which could require significant capital expenditures. Failure to comply with these laws and regulations may also result in the suspension or termination of operations and subject the Company to administrative, civil and criminal penalties, including the assessment of natural resource damages. The Company could be required to indemnify employees in connection with any expenses or liabilities that they may incur individually in connection with regulatory action against them. As a result of these laws and regulations, future business prospects could deteriorate and profitability could be impaired by costs of compliance, remedy or indemnification of employees, thus reducing profitability.

Competition for Exploration and Development Rights

The oil and gas industry is highly competitive. This competition is increasingly intense as prices of oil and gas on the commodities markets have raised in recent years. Additionally, other companies engaged in the same line of business may compete with the Company from time to time in obtaining capital from investors. Competitors include larger, foreign owned companies, which, in particular, may have access to greater resources than the Company, may be more successful in the recruitment and retention of qualified employees and may conduct their own refining and petroleum marketing operations, which may give them a competitive advantage. In addition, actual or potential competitors may be strengthened through the acquisition of additional assets and interests.

Technology

The Company relies on technology, including geographic and seismic analysis techniques and economic models, to develop reserve estimates and to guide exploration and development and production activities. The Company will be required to continually enhance and update its technology to maintain its efficacy and to avoid obsolescence. The costs of doing so may be substantial, and may be higher than the costs that are anticipated for technology maintenance and development. If the Company is unable to maintain the efficacy of the technology, the ability to manage the business and to compete may be impaired. Further, even if technical effectiveness is maintained, the technology may not be the most efficient means of reaching objectives, in which case higher operating costs may be incurred than if the technology was more efficient.

Foreign Currency Exchange Rate Fluctuation

The Company may sell oil and gas production under agreements that may be denominated in United States dollars or other foreign currencies. Many of the operational and other expenses incurred will be paid in the local currency of the country containing the operations. As a result, the Company will be exposed to currency exchange rate fluctuation and translation risk when local currency financial statements are translated to Canadian dollars, which may have a significant effect on profitability and/or comparability of revenues and expenses between periods.

Exchange Controls

Foreign operations may require funding if their cash requirements exceed operating cash flow. To the extent that funding is required, there may be exchange controls limiting such funding or adverse tax consequences associated with such funding. In addition, taxes and exchange controls may affect the dividends received from foreign subsidiaries. Exchange controls may prevent transferring funds abroad.

Insurance

Involvement in the exploration for and development of oil and gas properties may result in the Company becoming subject to liability for pollution, blow-outs, property damage, personal injury or other hazards. Any insurance that the Company may obtain may have limitations on liability that may not be sufficient to cover the full extent of such liabilities. In addition, such risks may not, in all circumstances, be insurable or, in certain circumstances, the Company may choose not to obtain insurance to protect against specific risks due to the high premiums associated with such insurance or for other reasons. The payment of such uninsured liabilities would reduce funds available. If the Company suffers a significant event or occurrence that is not fully insured, or if the insurer of such event is not solvent, the Company could be required to divert funds from capital investment or other uses towards covering the liability for such events.

Attracting and Retaining Talented Personnel

The Company's success depends in large measure on the abilities, expertise, judgment, discretion, integrity and good faith of management and other personnel in conducting the business of the Company. The Company has a small management team and the loss of any of these individuals or the inability to attract suitably qualified staff could materially adversely impact the business. The Company may also experience difficulties in certain jurisdictions in efforts to obtain suitably qualified staff and in retaining staff who are willing to work in that jurisdiction. The Company's success will depend on the ability of management and employees to interpret market and geological data successfully and to interpret and respond to economic, market and other business conditions in order to locate and adopt appropriate investment opportunities, monitor such investments and ultimately, if required, successfully divest such investments. Further, key personnel may not continue their association or employment with the Company, which may not be able to find replacement personnel

with comparable skills. The Company has sought to and will continue to ensure that management and any key employees are appropriately compensated; however, their services cannot be guaranteed. If the Company is unable to attract and retain key personnel, business may be adversely affected.

Growth Management

The Company's strategy envisions expanding the business. If the Company fails to effectively manage growth, financial results could be adversely affected. Growth may place a strain on management systems and resources. The Company will need to continue to refine and expand business development capabilities, systems and processes and access to financing sources. As the Company grows, it will need to continue to hire, train, supervise and manage new employees. The Company may not be able to:

- (i) Expand systems effectively or efficiently or in a timely manner;
- (ii) Allocate human resources optimally;
- (iii) Identify and hire qualified employees or retain valued employees; or
- (iv) Incorporate effectively the components of any business that may be acquired in the effort to achieve growth.

If the Company is unable to manage growth and operations, the financial results could be adversely affected by inefficiency, which could diminish profitability.

Outstanding Share Capital

The Company has 69,076,328 common shares, 2,368,294 stock options and 850,000 share purchase warrants outstanding as at May 12, 2015.

Disclosure Controls and Procedures, and Internal Controls over Financial Reporting

The Company is required to comply with National Instrument 52-109 "Certification of Disclosure in Issuer's Annual and Interim Filings". This instrument requires that the Company disclose in the interim MD&A any changes in the Company's internal control over financial reporting that occurred during the most recent interim period that has materially affected, or is reasonably likely to materially affect, the Company's internal control over financial reporting. The Company confirms that no such changes occurred during the three months ended March 31, 2015.

Approval

The Company's Audit Committee has approved the disclosure contained within this MD&A. Additional information relating to the Company, including the Company's Annual Information Form, is available on SEDAR at www.sedar.com.